

Xerox® Colour 800i/1000i Presses

High definition image quality. Fast. Vibrant. Flexible.



**Digitally mastered for
fine-tuned image quality.**

Utilising Xerox® low melt, Emulsion Aggregation (EA) Dry Ink and new fusing technology, Xerox® Colour 800i/1000i Presses bring you a wide colour gamut that can produce vibrant images with smooth sweeps that command – and hold – attention. Running all weights at rated speeds of 80 or 100 ppm, Xerox® Colour 800i/1000i Presses deliver one of the widest ranges of media handling, from a lightweight 55 gsm to a hefty 350 gsm.

Combined with industry-leading availability, these features and more make the Xerox® Colour 800i/1000i Press the perfect print partner to help drive more jobs through your shop even as you reduce costs. With the Xerox® Colour 800i/1000i Press, you can fine-tune your digital prints, and your digital profit potential.

Fine-tune your digital prints, and your digital profit potential.

Image quality so outstanding your customers – and theirs – will be captivated.

Our Xerox® “low melt” EA (Emulsion Aggregation) Dry Ink technology uses no fuser oil, giving all your applications a smooth, off-set like finish. Chemically grown, its small, consistent particles produce great quality with less EA dry ink, for smooth transitions. The unique properties of EA Dry Ink are also environmentally friendly.

Advanced Xerox® colour management technology with closed loop process controls enables vivid and consistent colour rendition.

Xerox® Colour 800i/1000i Presses print at 2400 x 2400 dpi for excellent sharpness and uniformity. They deliver outstanding midtones, crisp text, pure neutrals, detailed shadows, bright highlights and excellent photo rendering, perfect for today’s hot speciality photo applications. Xerox® Colour 800i/1000i Presses maintain benchmark colour consistency, from page to page and job to job.

Productivity and efficiency to the max.

We’ve listened to our customers and leveraged our experience and heritage in the production print industry to develop this newest member of our family. Expanding on our proven success, we’ve packed design and technology innovations into the Xerox® Colour 800i/1000i Presses, making them the image quality and productivity powerhouses that fit your production schedules as well as your workspace. For instance:

- Advanced imaging technology with long-life photo receptors and dual wire, auto-cleaning corotrons – last longer and provides more uniform print quality.
- The seamless Intermediate Belt Transfer (IBT) provides even greater versatility, speed and reliability.
- Tight front-to-back registration within +/- 0.5 mm with electronic controls and sensors that automatically adjust to sheet conditions.
- Highly proficient belt fuser technology efficiently transfers energy and supports wide media latitude to deliver smooth, crisp, clean output at production print speeds.
- Our single-pass decurler integrates both belt and roll technologies for optimal sheet flatness, while the advanced inline cooling module ensures outstanding stack quality.

Speciality Dry Inks and speciality media help take the value of each job to the next level.

Xerox® Colour 800i/1000i Presses produce best-in-class image quality on a range of stocks, so you – and your customers – can continue to expand your perception of digital print’s capabilities.

To complement the press’s outstanding CMYK imaging, our optional Speciality Dry Ink station lets you apply spot or flood creative effects with Clear Dry Ink – or enhance documents with Metallic Silver or Gold Dry Inks – to deliver incredible value for your customers.


Speciality stocks such as synthetics and polyesters help you deliver eye-catching, nearly indestructible jobs such as menus and point of sale signage. Unique packaging applications are also within reach thanks to the press’s media latitude – in fact, the Xerox® Colour 800i/1000i Press will help you deliver short runs of the most innovative digital jobs on the market, all in just-in-time timeframes.



Delivering outstanding midtones, crisp text, pure neutrals, detailed shadows, bright highlights and excellent photo rendering across a range of media, the Xerox® Colour 800i/1000i Presses are perfect for today’s hot speciality and photo applications.

Boost your productivity and achieve accurate, consistent colour – fast.

Xerox® Colour 800i/1000i Presses have been designed to automate many of the time-consuming setup and maintenance procedures associated with achieving and maintaining customer-delighting colour. This level of automation is critical to shops looking to be profitable in digital – without it, there is no way to reliably process the dozens to hundreds of short run jobs that customers will send each day.



Full Width Array

- Array of RGB sensors that spans the entire width of paper path
- Scans post-fused images on media at rated speed
- Can baseline the press and maintain accurate and consistent colour
- Automates image-to-media registration adjustments
- Utilises proven Xerox® technology

Give time back to your operators with a Full Width Array.

The Xerox® Colour 800i/1000i Press' Full Width Array inline sensor provides key functions that automate otherwise time-consuming setup tasks. These automated adjustments are easy, integrated and fast and they help your operators ensure the system is ready for optimal performance before jobs start running, minimising costly interruptions and maximising performance.

Think of how much more time your operation can spend producing customer work if your operators don't have to spend manual, error-prone time on these critical tasks:

Baselining the Press

To help start each shift right, the Xerox® Colour 800i/1000i Press performs colour Tonal Reproduction Curve (TRC) calibration and Density Uniformity adjustments to reduce waste and ongoing operator intervention.

Image-to-media Alignment

Your operators can quickly set up the best image-to-paper (front-to-back) registration for your media, save it to the paper profile and use it again and again.

With optional Full Width Array, an operator initiates the automated image-to-media alignment. The press will run test prints and perform automatic adjustments for paper alignment inconsistencies such as registration (position), perpendicularity, skew and magnification. You won't require a service call, nor does your operator have to undertake a manual "print-measure-adjust-reprint" process.

Advanced Profiling

Your operator will achieve accurate colour with advanced profiling capabilities. The advanced profiling feature automatically creates a superior, custom ICC-compliant destination profile for your applications. By mapping RGB and CMYK source images to a desired output standard – such as a press or industry standard – you can produce more accurate colour.

More Tools to Build Efficiency

The Full Width Array delivers additional automated procedures previously reserved for service technicians. These include a procedure to automatically centerline your press, when necessary, at the start of a day or shift, as well as a feature to read and adjust inboard/outboard density. This allows the operator to finish a shift or a long job without having to call or wait for service.

Keep colour consistent with the Full Width Array and ACQS.

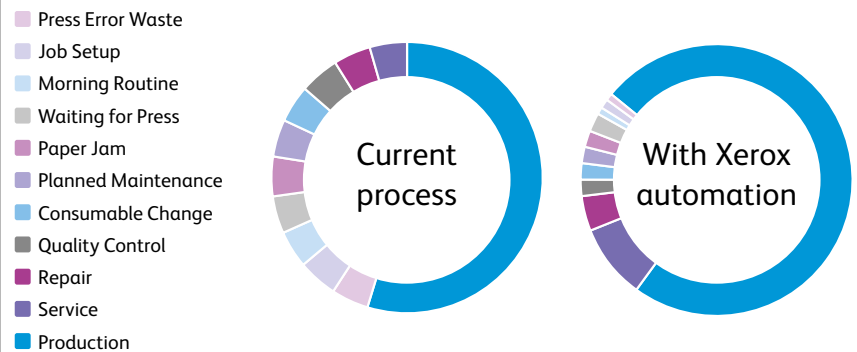
Without the Full Width Array, performing ongoing colour management tasks after your press is baselined each shift requires a number of time-consuming, productivity-reducing steps. With the inline Full Width Array and Xerox's Automated Colour Quality Suite (ACQS), many of these tasks can be managed automatically, saving time, boosting consistency and reducing waste.

Automated Calibration

When needed, operators can initiate an automated calibration routine on the press. The Colour 800i/1000i Press will print test patches on the selected media using the desired halftone line screen. The Full Width Array will then read the patches post-fuse, and the Press will automatically modify and update lookup tables for stable colour.

Automated Destination Profiling

Automated Advanced Profiling allows an operator to create custom destination profiles for the most accurate colour so you can match a specific standard or match colours across various media.



Our industry-leading automation and availability means more production time and profit potential for your business.

Xerox has strategically identified those setup and maintenance tasks that consume the bulk of a digital press operator's time and built incredibly precise technologies right into each of our Xerox® Colour 800i/1000i Presses and front ends to automate those tasks – and dramatically improve your performance.

Consider this: a press can only print a certain page per minute speed when it's ready to print. When its colour management is dialed in and ready. When its profiling technologies are ready. When all its subsystems are ready to make sure the dry ink that goes down on the paper is going to be what you need to keep your customers delighted. The automation technologies in the Xerox® Colour 800i/1000i Press do just that.

This means that our presses are ready to produce customer-pleasing jobs more often and more consistently than our competition.

It's not just Xerox making that claim. Independent research conducted over a 30-day period by SpencerLabs validates that the Xerox® Colour 800i/1000i Press is 11% more available for production than its closest competitor. Translate that time into the number of sellable jobs you can produce per day and the results speak for themselves.

Help your customers be more creative with a choice of Speciality Dry Inks.

Xerox® Colour 800i/1000i Presses let you enhance the creativity and impact of your prints with an optional fifth print station that lets you apply one of three available speciality dry inks – Clear, for spot or flood effects, or Metallic Gold or Silver – so you can capture more high-value, high profit-potential applications.

Use Clear Dry Ink for creative spot or flood effects inline.


Clear Dry Ink provides a new dimension for your printing business, helping your customers differentiate their printed pieces. With Clear Dry Ink, you can highlight images for visual variety, making them pop off the page; draw attention to headlines and variable text; highlight photos, logos or variable images; create artistic effects; and add watermarks and visual value to your customers' output.

These creative options can help you become a true partner to your customers. You can advise those already expert in design and layout on how to set up their files properly to achieve their desired effect. Or, you can offer creative value to customers when they deliver their files by adding some of these effects right at your print server.

Multiply the power of Clear.

Xerox® Multi-Pass Clear Dry Ink takes the stunning visual effects and outstanding value of Clear Dry Ink to the next level utilising the power of your EFI Fiery® or Xerox® FreeFlow® Print Server.

Operators can now add up to seven layers of Clear Dry Ink to an application in an efficient, simplified workflow, without having to go back into the job's source files.



Use Clear Dry Ink to address specific elements or flood an entire sheet to:

- Highlight images for visual variety to make them pop off the page
- Draw attention to a headline or variable text
- Enhance photos, logos or variable images
- Simulate pearlescent or metallic appearance
- Apply digital watermarks to add artistic effects or enhance security
- Enhance print quality of textured stocks

Build new business.

Xerox's **Clearly Different** kit gives you tools to market your digital colour with Clear Dry Ink capability as well as teach designers to modify or create designs for Clear Dry Ink. The kit contains CDs with source files that you can modify and reprint to build your business, letting you showcase posters, fun-flips, photo towers and more.

The **Clearly More Personal** kit combines all of the advantages of Clear Dry Ink with the power of personalisation so you can increase the effectiveness of your printed materials with variable text and images.



Metallic Silver and Gold Dry Inks add sparkle and shine.

Like Clear Dry Ink, the Metallic Silver and Gold options can add a brilliant dimension to your digital print business. These unique inks are more than digital simulations. They are real metallic inks that let you migrate more jobs to digital – jobs that previously ran offset with offline foil stamping such as invitations, certificates, business cards and more.

Unlike foil stamping, however, the Metallic Silver and Gold Dry Inks can be used to add an extra layer of shine to photographic imagery, enhancing the metallic look of a wide range of commercial and photo applications.

Since the Colour 800i/1000i Press is digital, you can integrate either Silver or Gold Dry Ink into personalised communications, boosting the perception of your customer's customers with eye-catching, premium-looking messaging.

Add value that you – and your customers – can count on.


Customers running the Xerox® EX Print Server can use the Fiery® Smart Estimator to determine how a Speciality Dry Ink may affect the cost of a project. Simply load the project file into the tool and the software will analyse the area coverage of the Speciality Dry Ink so you can estimate accurately.



Use Metallic Silver or Gold Dry Inks to create stunning, foil stamp-like and metallic effects that enhance a wide variety of applications:

- Highlight logos and graphic images to make each element shine
- Draw attention to static or variable text
- Simulate or enhance a metallic appearance in four-colour images with a tint overlay of Silver or Gold Dry Ink

Precision engineering built for your applications. Look inside.



1

Optional Oversized High Capacity Feeder

Additional two 2,000-sheet tray module can be added to extend paper capacities for a total of 8,000 sheets and four pick points that accommodate different stocks. Auto-Tray Switching and reload-while-run capabilities optimise press time.

2

Standard Feeders

Unique integrated design promotes a smaller overall footprint. Two 2,000-sheet trays enable you to run lightweight and heavyweight stocks from 55–350 gsm with sizes ranging from 182 mm x 182 mm up to 330 mm x 488 mm.

3

Paper Alignment

Ensures precise, +/- 0.5 mm front-to-back registration with electronic controls and sensors that automatically adjust for paper size.

4

Dry Ink Stations

Allow for load-while-run capability. Emulsion Aggregation (EA) Dry Ink produces high quality using less dry ink and no fuser oil, supporting a clean print processing environment.

5

High Resolution Imaging

(Drum Developer Housing) State-of-the-art Vertical Cavity Surface Emitting Laser (VCSEL) technology provides outstanding 2400 x 2400 dpi resolution and digital halftone screens.

6

Auto Cleaning Dual Wire Corotrons/Long Life Photo Receptors

Dual wire/dual grid design provides more uniform charge to the photo receptor to deliver more stable print quality within page and page to page. Self-cleaning technology optimises press availability while maintaining high print quality standards.

Integrated design, with features such as Standard Paper Trays engineered to be conveniently located within the print engine, reduces the overall footprint while paper path technology enhancements improve productivity.



7

Speciality Dry Ink Station (Optional)

Lets you expand the creativity and impact of your documents to capture more high-value applications at full rated speeds of 80 or 100 pages per minute. Choose from Clear, Silver or Gold Speciality Dry Inks.

8

Seamless Intermediate Belt Transfer

Provides even greater versatility, speed and reliability across a wide range of media and applications.

Closed Loop Process Controls

Colour patches are laid down on the Intermediate Transfer Belt and monitored continuously by inline sensors; any needed quality adjustments are made immediately and automatically.

9

Auto Sheet Clearing

Provides simple, efficient and virtually hands-free jam recovery.

10

Fuser Belt Module

New silicon-coated Teflon belt technology rapidly transfers energy more efficiently to fuse a dynamic range of stocks at higher (rated) speed up to 350 gsm.

11

Inline Cooling Module

Cools prints for optimum finishing and stacking.

12

Single Pass Decurler

Optimal sheet flatness using belt and roll technology.

13

Interface Module

This optional component provides a gateway to support a wide variety of finishing alternatives.

14

Full Width Array

Inline scanner bar with array of RGB sensors maintains consistent image quality, ensures quick, accurate colour reproduction and boosts your productivity by automating key tasks for your operators.

15

Output Tray

Provides quick and easy access for short runs and proofs.

16

High Capacity Stacker

Provides production stacking capabilities (available in single and dual combinations) by supporting all media regardless of size and weight. Removable cart adds unload-while-run capability maximising press time.

The choice is yours. The results are outstanding.

Different environments require different workflows. To accommodate your specific needs, we offer a choice of two unique, high performance colour servers that help you generate graphic arts colour quality. They each have advanced colour management features and support variable data printing. In addition, both Colour Server options support Adobe PDF Print Engine, allowing you to accurately reproduce complex design elements as well as advanced graphic effects.

Xerox® FreeFlow® Print Server

This extremely fast, powerful and easy-to-use colour server with ConfidentColour Technology provides enhanced colour management and on-demand digital production capabilities. Built-in features such as Page Parallel RIP for optimised processing of variable information, page-exception programming, job forwarding and customisable print queues make job management easier.



Xerox® EX-P 1000i Print Server Powered by Fiery®

The Xerox® EX-P 1000i Print Server increases companies' production and profits and delivers outstanding finished jobs simply and quickly. The innovative high-speed server automates workflows and produces great colour and image quality that are consistent and accurate every time. Fiery HyperRIP technology enhances processing speed and allows you to get jobs out faster.



Solutions to meet your specific production needs.

As your customer needs evolve, your printing solutions need to be more configurable, modular and flexible to meet the demands. Combining the Xerox® Colour 800i/1000i Press's automation-driven availability, productivity and quality with optional, integrated solutions makes you able to tackle more jobs of greater variety and deliver in new ways that are even more valuable.

Simplify your workflows.

Xerox® FreeFlow® Core is designed to serve as the new backbone of our entire new Xerox® production workflow solutions. It is modular, scales easily and is designed to integrate seamlessly with other prepress tools, workflow solutions, Digital Front Ends (DFEs) and Xerox® digital presses including the Colour 800i/1000i Press. Adding advanced capabilities is as simple as adding modules for increased automation and potential. But because it's modular, you can start small – and very affordably – and make a huge impact on your operations.

Achieve consistent colour across your fleet, automatically.

If you continually wrestle with the challenge of managing colour across multiple presses at one or more locations, Xerox® IntegratedPLUS Automated Colour Management can help. This unique solution offers Web-hosted colour management that's seamlessly integrated with your production printing devices. It provides simple controls to easily monitor the Xerox® Colour 800i/1000i Press's colour as well as centrally manage your entire fleet of colour printers and presses.

Help your customers increase their reach.

Xerox® FreeFlow® Digital Publisher

Do you have a smartphone or tablet? You're not alone. You can bet your customers are interested in reaching their audiences using these technologies. Capitalise on today's mobile device usage and help your customers reach a broader audience by creating both print and dynamic digital editions for electronic distribution. Xerox® FreeFlow® Digital Publisher is a digital publishing software solution that integrates with FreeFlow® Core and allows you to provide both print and mobile/online communications simultaneously using a single, unified workflow.

XMPie Solutions

XMPie offers a variety of solutions that work with Xerox® Colour 800i/1000i Press to add value for your customers with personalised, consistent messages delivered across multiple communication channels. Delivering personalised messages in print, email, Web, mobile and video creates a more engaging and interactive experience for customers and gets those messages noticed. XMPie is the leader in the industry in solutions that are as easy to use as they are impactful.



Choose the perfect finish for your applications.

You can build the finishing combination that best services your needs, whether you deliver a wide range of jobs or focus on a vital few... we have the variety of finishing alternatives to meet your needs. Offering a range of choices for all production environments, Xerox® Colour 800i/1000i Presses have the most complete, flexible, cost-effective finishing options in their class. The best part: with its modular design, you can keep adding on as your business grows.



1

Optional Oversized High Capacity Feeder

3

Standard Sheet Trays

5

Interface Module (Finishing)

7

Dual High Capacity Stackers

9

200 Sheet Standard Post Process Inserter

11

Xerox® SquareFold® Trimmer Module

2

Xerox® Colour Press Print Engine (optional Speciality Dry Ink station available)

4

PC Graphical User Interface

6


GBC AdvancedPunch

8

Optional Folder: C-fold, Z-fold, Engineering Z-fold

10

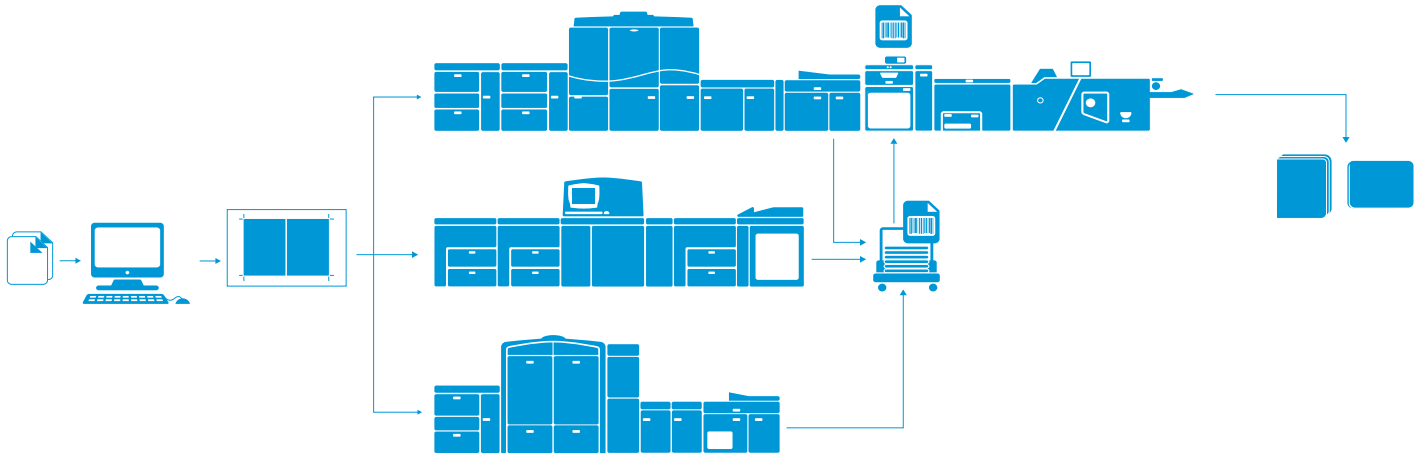
Booklet Maker Finisher



Learn more about all the available Xerox® Colour 800i/1000i Press configurations at buildyourownxerox.com/800

Automation right through to finished product across your fleet.

The Xerox® IntegratedPLUS Finishing solution lets you set up select finishing devices automatically, through JDF instructions, whether or not they are attached to a specific printer. An operator simply loads sheets and covers into the finishing device, scans a bar coded banner sheet and presses “start.” No manual finisher setup is required.



Additional Finishing Options



Standard Finisher Plus

Includes Standard Finisher features with Optional C-Z Folder plus DFA (Document Finishing Architecture) required to support additional finishing options.



PlockMatic Pro 50/35 Booklet Maker (several options available, including SquareFold®, Cover Feeder, Face Trimmer and Bleed Trim Unit)

Produce larger professional-quality booklets – up to 200 sheets with the Pro 50 – while running at full rated speed for top productivity. Add optional SquareFold module to further enhance finish. Great for offline use as well.



Horizon ColorWorks PRO Plus

The compact multifunctional ColorWorks performs booklet making, creasing, bleed trimming, folding, stitching and stacking, making it a nearly full-service “bindery in a box.” The compact system performs corner, side and centre-stapling functions, with booklet folding and face trimming. Finished booklets are delivered to an integrated motorised vertical stacker for convenience and space efficiency. Can be run inline or offline.



GBC eBinder 200

Produce full 360°, “lay flat” booklets easily and quickly. You’ll have stack, punch and bind functionality, all in one inline device. Bind books of two to 100 sheets. Durable, self-adjusting polyester bind elements let you create professional flip presentations and calendars as well.

Keeping your business moving.

Productivity is the name of the game in all areas of your business today. Customers demand you give them fast delivery of their jobs – with consistent, great image quality – and the flexibility to quickly turn around unexpected work. We've designed the Xerox® Colour 800i/1000i Presses to make sure you can meet these demands on schedule. Intrinsic in our design is the ability for you to easily and quickly carry out routine maintenance tasks on your terms. Xerox® Productivity Plus and Xerox® Connect Advantage give you two ways to optimise available press time and put image quality under your control, 24 hours a day, seven days a week.

There are a variety of regularly scheduled procedures that we have simplified for you or your operators to perform at the time that is right for your business, without interrupting your workflow. Diagnostics software will alert you when a scheduled routine is approaching – it provides you status information and guides you step by step through the replacement procedures.

Dry ink, belts and corotrons have all been designed for optimum life, but when it's time for a change, we now put you in control. Parts snap in quickly and fit precisely, keeping replacement times to a matter of minutes. The panels covering the areas you need to access to perform maintenance are secured with screws that can be driven only by the dedicated tool we supply to you.

There's no danger of you or your trained operators accessing critical areas reserved for maintenance by your Xerox Service Representative. It's our way of helping you increase uptime, maximise productivity and optimise the performance of your Xerox® Colour 800i/1000i Presses.

You still have the continued support from phone-based Remote Support Specialists and your Xerox Service Representative, but you won't have to completely rely on a representative's arrival at your location for machine maintenance. It's our way of putting the power to increase productivity and uptime in your hands.

By maintaining a connection between your Colour 800i/1000i Press and Xerox, Xerox® Connect Advantage analyses real-time performance information to proactively maximise your uptime. It can automatically replenish supplies, making sure you have what you need to keep printing, and it automatically submits meter reads, saving time and improving accuracy.





Specifications for Xerox® Colour 800i/1000i Presses

Image Resolution

- 2400 x 2400 dpi VCSEL ROS
- Halftone Screens:
 - 150 Clustered Dot
 - 200 Clustered Dot
 - 300 Clustered Dot
 - 600 Clustered Dot
 - 200 Rotated Line Screen
 - Stochastic

Technology

- Xerox® EA Low Melt Dry Ink:
 - CMYK Plus Speciality Dry Inks: Clear, Silver and Gold (rated speed)
 - Multi-pass Speciality Dry Ink capability, up to seven passes
 - Imaging System with VCSEL Technology
- Full Width Array featuring the Automated Colour Quality Suite (ACQS)
- Closed-loop colour process controls
- Auto Sheet Clearing
- Customisable Electronic Aligner Adjustments (profiles)
- Custom Paper Setup
- Dual-wire corotrons with auto cleaning technology
- Advanced Belt Fuser technology
- Advanced inline cooling module
- Advanced Single Pass Decurler (belt and roll technology/optimal sheet flatness)
- Seamless IBT (Intermediate Belt Transfer) with retractable Bias Transfer Rollers
- Long-life photo receptors
- Modular feeding and finishing
- Advanced center registration technology for tight front-to-back registration of +/- 0.5 mm
- Integrated Customer Care Design – Xerox® Productivity Plus (Basic)

Colour 800i/1000i Presses Productivity/Print Speeds–AWM

- 80/100 ppm (A4), all weights 55–350 gsm
- 4800/6000 full process colour A4 4/0 impressions per hour
- 44/50 ppm (A3–SRA3), all weights 55–350 gsm
- 2400/3000 (A3–SRA3) 4/0 impressions per hour and 4800/6800 (A4) IMP

Paper Format/Sizes

- Maximum Sheet Size: 330 x 488 mm
- Minimum Sheet Size: 182 x 182 mm, tray inserter kit supports for 102 mm x 152 mm; see Optional High Capacity Feeder
- Maximum Print Area: 326 mm x 484 mm
- Maximum Print Image Assurance: 317 mm x 484 mm

Paper Flexibility/Weights

- Coated and uncoated papers, bright papers, DocuCard®, labels, business cards, glossy brochures, window decals, durable/synthetic papers, greeting cards, tabs, embossed, polyesters and custom solutions
- Mixed-stock jobs supported
- 55–350 gsm

Paper Capacity and Handling

- Standard Paper Trays: Two at 2,000 sheets each
Note: Tray capacity is based on 90 gsm substrate
 - 55–350 gsm coated/uncoated
- Minimum Sheet Size: 182 x 182 mm to Maximum Sheet Size: 330 x 488 mm; optional tray inserter kit supports 102 mm x 152 mm minimum sheet size
- Auto-Tray Switching/Reload-While-Run Capability
- Auto-Perfecting (4/4 impressions) from all trays up to 350 gsm at full rated speed

Electrical

- Base Configuration: 200–240 VAC, 50/60 Hz, 50A (sole use)/single phase/Hubbell C8264-C
- Additional electrical required for print server, feeding/finishing devices:
 - 200–240 Volts, 10 Amp, 50 Hz

Size

- Base Printing System (without RIP and/or feeding/finishing devices):
 - 3,009 mm (W) x 1,092 mm (D) x 1,865 mm (H)
 - Weight: 1,373 kg (weight is without Dry Ink, PC-UI)

Duty Cycle

Colour 800i Press

- 1.5 million

Colour 1000i Press

- 1.75 million

Choice of Colour Servers

- Xerox® FreeFlow® Print Server
- Xerox® EX Print Server, Powered by Fiery®

Options

Feeding

- Oversized High Capacity Feeder:
 - Two Paper Trays at 2,000 sheets each
Note: Tray capacity is based on 90 gsm substrate
 - 55–350 gsm coated/uncoated
 - Minimum Sheet Size: 182 x 182 mm to Maximum Sheet Size: 330 x 488 mm
 - Automatic Tray Switching/Reload-While-Run Capability
 - Automatic perfecting (4/4 impressions) from all trays up to 350 gsm at rated full rated speed

Stacking

- Catch Tray—with 500 sheet capacity
- High Capacity Stacker (HCS):
 - 500 sheet top tray up to 330 x 488 mm
 - 5,000 sheet offset stacking; B5 LEF to SRA
 - 55–350 gsm coated/uncoated
 - Available in Single or Dual combinations with unload-while-run capability
 - Includes one removable cart for offline finishing/ additional carts available

Finishing

- Standard Finisher:
 - 55–300 gsm coated/uncoated
 - Stacker capacity of 3,000 sheets (80 gsm); top tray 500 sheets (80 gsm)
 - Multi-position single or dual 100 sheet variable length stapling (coated and uncoated)
 - 2- and 4-hole punch; 4-hole Swedish punch
 - 200 sheet interposer for pre-printed and full bleed sheets
- Booklet Maker Finisher:
 - Includes features of the Standard Finisher with a 2,000 sheet stacker tray plus:
 - Automatically creates booklets of up to 25 sheets (100 imaged sides with saddle stitching) from SRA3, A3, B4 or A4
- Xerox® SquareFold® Trimmer Module:
 - Square fold up to 25 sheets (100 pages)
 - Face trim between 2–20 mm in 0.1 mm increments
 - 64–300 gsm (uncoated); 106–300 gsm (coated)
 - Accepts paper sizes: 216 mm x 279 mm minimum; 330 mm x 457 mm maximum
 - Available with Booklet Maker Finisher only

Folding/Punching

- C-Z Folder:
 - C-fold and Z-fold A4
 - Print on inside or outside of folded paper
 - Folds A3 Z-fold for insertion into A4 document sets (Engineering Z-fold)
 - Available with Standard Finisher, Booklet Maker Finisher and Standard Finisher Plus
- GBC AdvancedPunch:
 - Paper supported: A4 Long Edge Feed (297 mm side only)
 - 80 gsm–216 gsm
 - Several customer replaceable die sets available

Additional (DFA) Finishing Solutions

- Standard Finisher Plus:
 - Stacker capacity of 2,000 sheets (80 gsm)
 - Same features as Standard Finisher with integrated DFA architecture required to enable a variety of third-party inline finishing options including those listed below
- Plockmatic Pro 50/35 Booklet Maker:
 - Standard configuration includes the Booklet Maker and output tray to provide set compiling, stapling, folding and output tray stacking
 - Booklets up to 50 sheets and 35 sheets
 - Optional: Rotate Crease and Bleed Trimmer (RCT), Cover Feeder (CF50/35), Square Folder (SQF50/35)
- Horizon ColorWorks Pro Plus:
 - Compact multifunctional device capable of booklet making, creasing, bleed trimming, folding, stitching and stacking
- GBC eBinder 200:
 - Stack, punch and bind lay flat (A4) booklets from 5 to 100 sheets
 - Self-adjusting bind elements (one-size-fits-all) available in black, navy blue, white and frost/clear
 - Pass-through capability permits chaining with other finishing alternatives (available with Standard Finisher Plus configurations only)



www.xerox.com

